

# \_\_\_\_\_ School

## Ukulele Song Book



**Compiled by Maria Winder,  
TEAM Solutions**

*With thanks to **Play It Strange** for supporting the ukulele revival in schools. And to **Kevin Fogarty**, Mt Roskill Intermediate, for his inspiration and for many of the arrangements.*

# List of Contents

**Introduction to the ukulele and resources**

**Basic ukulele chords**

**Planning for session one**

**Songs for getting started**

**2 Chord Songs in C**

- ♪ He's Got the Whole World
- ♪ That's Aotearoa

**3-4 Chord Songs in C**

- ♪ Samoan Words
- ♪ Patipati Lima
- ♪ Pokarekare Ana

**2 Chord Songs in D**

- ♪ Me He Manu Rere
- ♪ One Bottle of Pop

**3-4 Chord Songs in D**

- ♪ Kia Orana
- ♪ Tihei Maori Ora
- ♪ You Are My Sunshine

**4 or More Chord Songs**

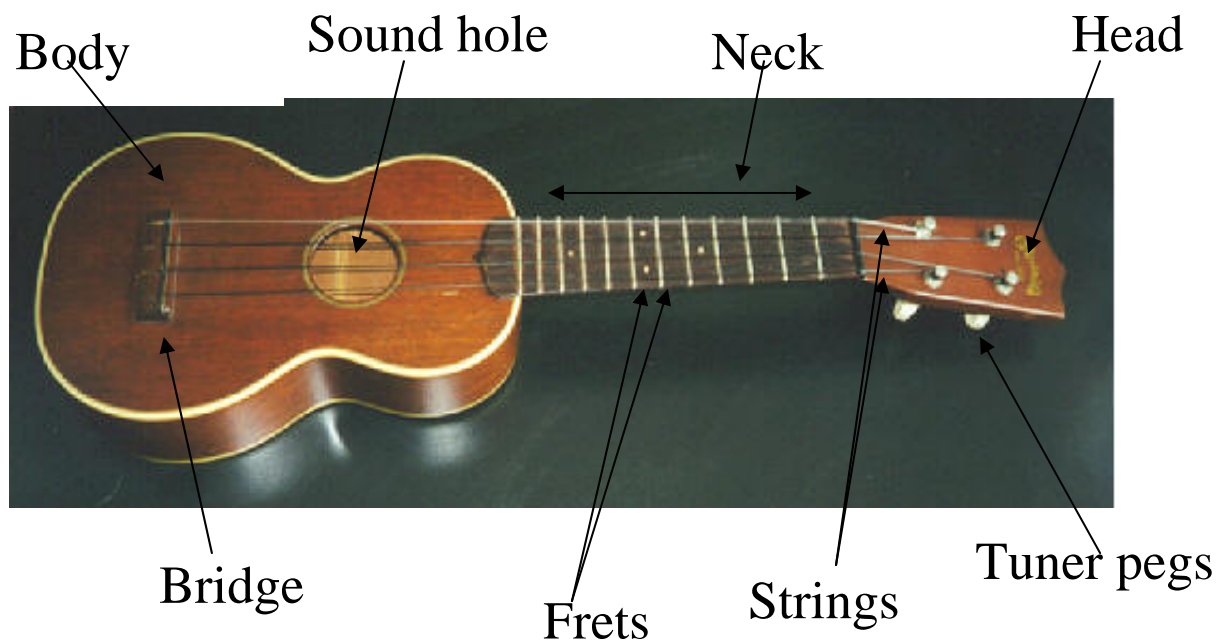
- ♪ Haere Mai
- ♪ Lelei Lelei
- ♪ The Gumboot Song

# Introduction to the Ukulele

## How did the ukulele get its name?

A ship named the Ravenscrag arrived in Honolulu on the afternoon of August 23, 1879. It was carrying 419 Portuguese immigrants from the island of Madeira to work in the sugar cane fields. It had been a long and hard journey of over 4 months and about 15,000 miles. In celebration of their arrival, Joao Fernandes borrowed his friend's braguinha (today's ukulele) and started playing folks songs from his native land on the wharf. To the amazed Hawaiians watching, his fast moving fingers looked like ukulele, or "jumping fleas".

## Parts of the Ukulele



# How do I tune my uke?

Go to... Ukulele Tuning Page

[http://www.ukuleleworld.com/uw\\_tune.html](http://www.ukuleleworld.com/uw_tune.html)





## Key of C tuning for ukulele/banjo ukulele

This Book will present the "C Notation" as the most satisfactory tuning.

### TUNING THE UKULELE


- First String . . . . . A ①
- Second String . . . . . E ②
- Third String . . . . . C ③
- Fourth String . . . . . G ④



The tuning can be easily memorized by this little phrase  
"My Dog Has Fleas"



NOTATION



# Frequently Asked Questions

## How do I tie the strings to tuning pegs and bridge.

<http://www.ukuleles.com/SetupnCare/stringtie.html>

## My new uke goes flat every few minutes!

New nylon strings will drive you nuts before they take a set to hold their pitch. Keep pulling them up into pitch, and they will settle down... really. Yes, it can take a couple of weeks.

## My tuners are slipping.

Are you sure it is the tuners? If so, tighten the tiny screw at the end of the tuning knob 1/4 turn clockwise. If they still slip, tighten another 1/4 turn until they hold.

If the tuning knob gets too hard to turn, then you have gone a bit too far.

## How should I hold my uke?

Hold at a 45 degree angle



## I'm left handed. Can I get a left-handed uke?

Almost all ukuleles are symmetrical and do not have string compensation built in. Simply reverse the order of the strings and you have a "lefty".

## Where can I find more ukulele chords, so I can play more complex songs?

[http://www.st.rim.or.jp/~kunisige/eukulele\\_f.html](http://www.st.rim.or.jp/~kunisige/eukulele_f.html)

Or

<http://www.nfo.net/usa/uke2.html>

## Where can I locate more songs arranged for ukulele?

<http://www.alligatorboogaloo.com/uke/tabs2.html>

## Is there a website where I can observe expert ukulele musicians?

Yes. <http://www.ukuleledisco.com> Check out "While My Ukulele Gently Weeps" performed by Jake Shimabukuro.

**For answers to your own questions, go to...**

[http://www.ukuleleworld.com/uw\\_help.html](http://www.ukuleleworld.com/uw_help.html)

## **Resources Written for New Zealand Schools**

The Ministry of Education through Learning Media has produced many wonderful music-teaching resources for New Zealand schools. Several of the songs referred to in this ukulele songbook can be found in *Kiwi Kidsongs 1-14*, *Into Music 1,2 & 3*, *Hei Waiata Hei Whakakoakoa* and the *Pasifika Songbooks*.

## **Contact Learning Media for the following resources:**

Ministry of Education, (1990 – 2005) *Kiwi Kidsongs 1 – 14* & a compilation *The Kiwi Kidsongs Collection*, Wellington. Learning Media. (Book and CD)

Ministry of Education (2001) *Into Music 1: Classroom Music in Years 1-3*. Wellington. Learning Media (book and CD)

Ministry of Education (2002) *Into Music 2: Classroom Music in Years 4-6*. Wellington. Learning Media (book and CD)

Ministry of Education (2003) *Into Music 3: Classroom Music in Years 7-10*. Wellington. Learning Media (book and CD)

Ministry of Education (2000) *Fatuga F'asamoa I Aotearoa: Samoan Songs*. Wellington: Learning Media (book and CD)

Ministry of Education (2002) *E Au 'Imene Kuki 'Airini no Tatou I Aotearoa nei Cook Island Songs*. Wellington: Learning Media (book and CD)

Ministry of Education (2003) *'Hiva, Ta'anga, mo e Himi 'I loto Nu'u Sila: Tongan Songs*. Wellington: Learning Media. (Book and CD)

Ministry of Education (2004) *Tau Lologo Niue ma e Tau Aoga I Niu Silani Niuean Songs*. Wellington: Learning Media. (book and CD)

Ministry of Education, (1992). *Hei Waiata, Hei Whakakoakoa*. Wellington: Learning Media. (book and tapes)

**SESSION PLAN**

Unit: Ukulele Revival		Session no: One	
Time	Sequence	Teaching Points and Key Questions	Resources Required
	<p><b>Unit Overview</b> Introduction of basic ukulele playing skills.</p> <p><b>Learning Intentions</b> <i>We are learning to:</i></p> <ul style="list-style-type: none"> <li>♪ Hold the ukulele correctly.</li> <li>♪ Strum in time to the beat.</li> <li>♪ Use correct fingering to play basic chords</li> <li>♪ Change chords at the appropriate time.</li> </ul> <p><b>Success Criteria</b> <i>We'll know we've achieved this when we can:</i></p> <ul style="list-style-type: none"> <li>☐ Hold the ukulele at a 45o angle while playing.</li> <li>☐ Strum in time with the songs we are singing.</li> <li>☐ Place our fingers on the correct strings for each chord.</li> <li>☐ Change chords when indicated by the teacher /leader and on the song sheet.</li> </ul> <p><b>Related Warm Ups</b> Sing-a-long chord change game Tummy (C), shoulders (F), head (G) Sing and strum a one-chord song on C.</p> <p><b>Teaching and Learning Sequence</b> Warm-ups Tour of the instrument Holding and strumming uke Turn-taking to play chords. Play and sing 2-chord songs Ukulele Idol</p>	<p>Sing-a-long chord change game. C-hands on tummy F-hands on shoulders G-hands on head Can you change chords as indicated on the song sheet?</p> <p>Tour of the ukulele song. Head, tuners, strings and frets string and frets (repeat). And neck and sound hole and body and bridge. Head, tuners, strings and frets, strings and frets. (Sing to the tune of "Head, shoulders, knees and toes")</p> <p>Can you point to and name the ukulele parts on the picture or instrument? Can you hold the uke at a 45o angle?</p> <p>Learn basic C chord and sing a one-chord song e.g. Row, row, row your boat. OR Swing low, sweet chariot. Can you strum in time with the beat? Explore different ways of strumming and share ideas with a partner. Aim for a relaxed wrist and strumming on the down beat to start with. Have you got your finger on the correct string for C?</p> <p>Practise starting and stopping, with teacher or other leader counting in "1-2-3-4", or "1-2-3-and", and stopping together, maybe counting "1-2-3-and stop".</p> <p>Can you stop and start playing in time with others in the group?</p> <p>Learn G7 chord and practise changing from C-G7-C-G7 strumming 8 beats on each. Start by strumming 1-2-3-4 and using 5-6-7-8 to place fingers for next chord.</p>	<p>Song sheet with chord letter names indicated.</p> <p>Ukulele pic. with parts labeled.</p> <p>If you don't have 1 uke each, share one between 2. One plays while the other sings and gives feedback on success.</p>

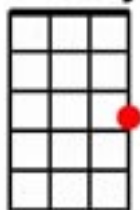
	<p style="text-align: center;"><b>Reflecting on the Learning</b></p>	<p>Split class in half. One group plays C and the other plays G7. Sing “He’s Got the Whole World” and/or “That’s Aotearoa”, taking turns to read and play the chord changes indicated on the song sheet. Swap players and chords.</p> <p>Practise individually, in pairs, or groups.</p> <p>Play “Ukulele Idol” if any players would like to perform to the class. Give positive and constructive feedback to performers (teachers and students!)</p> <p>Discuss what went well and what next.</p> <p>Can you change chords as indicated on the song sheet? Can you hold the uke at a 45o angle? Can you strum in time with the beat? Can you stop and start playing in time with others in the group? Have you got your fingers on the correct strings for C and G7?</p>	<p>Song sheets with chord changes indicated.</p> <p>Reflection journal for recording what went well and reflecting on next learning steps. This could be done individually, in pairs, groups or whole class.</p>
<p><b>Ideas for next lesson / learning steps</b></p>			



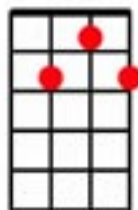
# HE'S GOT THE WHOLE WORLD

arr. 4 uke Kevin Fogarty

Cmaj



G7



c

He's got the whole world in his hands

G7

He's got the whole wide world in his hands

C

He's got the whole world in his hands

G7

C

He's got the whole world in his hands

C

He's got you and me brother in his hands

G7

He's got you and me brother in his hands

C

He's got you and me brother in his hands

G7

C

He's got the whole world in his hands

C

He's got you and me sister in his hands

G7

He's got you and me sister in his hands

C

He's got you and me sister in his hands

G7

C

He's got the whole world in his hands

He's got the itty bitty baby in his hands.....

# THAT'S AOTEAROA

Kevin Fogarty 2004

[ to tune of Deep in the heart of Texas ]

C

Aroha is love, a blessing from above [tap tap tap tap]

G7

That's Aotearoa

A melting pot, we're cooking when we're hot [tap tap tap tap]

C

That's Aotearoa

C

The powerful seas, the tall kauris

G7

That's Aotearoa

A proud kiwi, through ingenuity

C

That's Aotearoa

C'mon sing our song, original and strong

That's Aotearoa

From reggae and from rock, to rapping and hip-hop

That's Aotearoa

From our ANZACS, to our All Blacks

That's Aotearoa

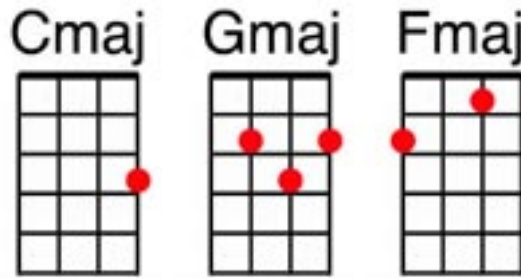
It's Xmas time, pohutukawa shine

That's Aotearoa..... Single notes – G C E A

# Samoan Words

By Henrietta Hunkin 2000

Arr. For uke by M. Winder



C

Tu 'i luga means stand up

Nofo 'i lalo means sit down

G

Ta'amilomilo means round and round

Lue means to swing

'Aumai means to bring

C

Come on everybody, let's sing

## *Chorus*

F

C

When I say Samoan words are easy to say

G

C

Together we can learn them this way

F

C

Because Samoan words are easy to learn

G

C

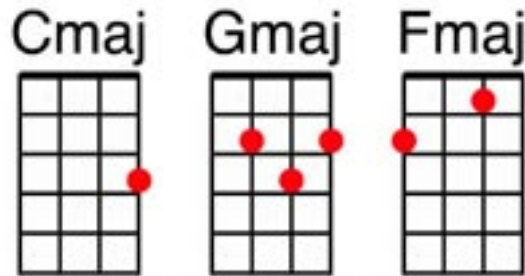
Come on now, it's your turn

Recorded in E Major on "Fatuga Fa'asamoa i Aotearoa: Samoan Songs", Learning Media 2000

# Patipati Lima

Lyrics by Vae'olo Ah Kiong 2000

Arr for uke by M. Winder



C  
Patipati lima, luelue mai,  
G  
Si'i lou lima, si'i lou vae,  
C  
Fa'ata'amilo, osooso mai,  
G C  
Sivasiva mai ma tenetene mai.

## *Repeat*

C  
Fufulu ou mata, fufulu ou nifo,  
G  
Fai lou 'ofu, selu lou ulu  
C  
Tu'u lau lunch, totonu o le 'ato,  
G C  
Kisi loa mummy ma alu loa 'i fafo

## *Repeat*

***Chorus***

C

Tamaiti ‘uma, ‘u’u lima

F

C

Fa’ata’amilomilo ma pepese ‘uma

Mata’ata’ata, pepese fiafia

G

C

Pati ou lima ma vivi’i ‘i le Ali’I

*Recorded on “ Fatuga Fa’asamoa i Aotearoa: Samoan Songs”, Learning Media  
2000*

# POKAREKAREANA

P.H TOMOANA

arr . 4 uke – KEVIN FOGARTY 2005

V 1                   C  
Po-ka-re-ka-re a-na,  
                          Dm  
nga wai o Ro-to-rua,  
                          G  
Whi-ti a-tu ko-e hi-ne,  
                          C  
Ma-ri-no a-na e.

Chorus               F  
E hi-ne e,  
                          C  
Ho-ki mai ra,  
                          G  
Ka ma-te a-u i,  
                          C  
Te a-ro-ha e.

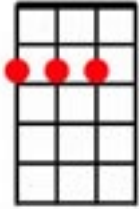
V 2                   C  
Tu-hi-tu-hi ta-ku re-ta,  
                          Dm  
Tu-ku a-tu ta-ku ri-ngi,  
                          G  
Ki-a ki-te to i-wi,  
                          C  
Ra-ru ra-ru a-na e.

Chorus....


# ME HE MANU RERE

arr. 4 uke Kevin Fogarty

**Dmaj**



**A7**



**D**

Me he manu rere ahau e

**A7**                    **D**

Kua rere ki to moenga

Ki te awahi to-ti nana

**A7**

No reira e

**D**

Te tau tahuri mai

**D**

Kei te moe to ti nana

**A7**                    **D**

Kei te wake to wai rua

kei te hotu te ma nawa

**A7**

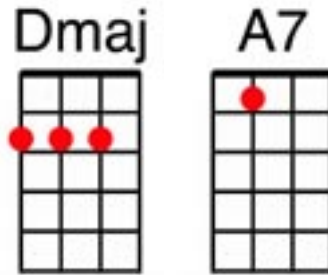
No reira e

**D**

Te tau tahuri mai

### 3 Partner songs by Patrick Allen

*arr. for ukulele by M. Winder*



1 2 3	
DDD DDD	
A7A7A7	DDD
DDD DDD	
A7A7A7	D

One bottle o' pop  
Two bottle o' pop  
Three bottle o' pop  
Four bottle o' pop  
Five bottle o' pop  
Six bottle o' pop  
Seven bottle o' pop  
Pop!

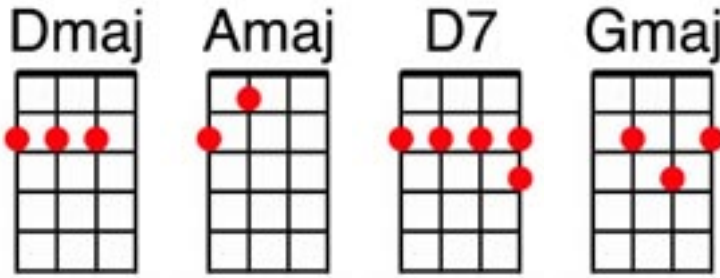
Fish and chips and vinegar  
Vinegar, vinegar  
Fish and chips and vinegar  
Pepper, pepper, pepper, salt.

Don't throw your muck in our dustbin  
Our dustbin, our dustbin  
Don't throw your muck in our dustbin  
Our dustbin's full.



# Kia Orana

*Trad. Cook Islands Maori Song*



D        A                          D  
Tiare, tiare Rarotonga  
             A                          D  
Tiare, tiare Rarotonga

## *Chorus*

D    A  
Kia ora, kia orana  
    D  
Kia ora, kia orana  
                D7    G  
E tena mai te 'ei  
                D A    D  
Tiare, tiare Rarotonga

## *Verse*

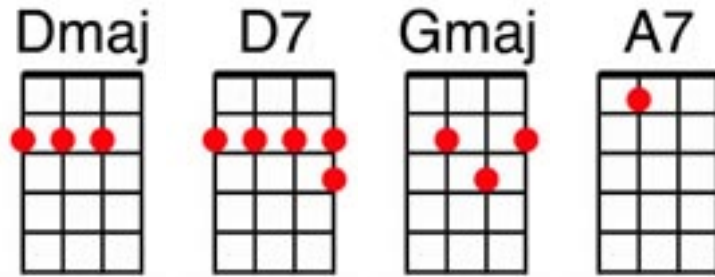
D    A  
Kia ora kotou to matou au metua  
    D  
Kia ora kotou to matou au taeake  
                D7    G  
Tena mai te 'ei tiare e  
                D A    D  
Tiare, tiare Rarotonga

*Recorded on "E Au 'Imene Kuki 'Airani no Tatou Aotearoa nei: Cook Island Songs"  
Learning Media 2002*

# Tihei Mauri Ora

*Recorded in Hei Waiata, Hei Whakakoakoa*

*Arr. For ukulele by M. Winder*



D      D7  
Tihei Mauri Ora

G  
Tihei Mauri Ora

D                      A7  
Nga iwi o te motu e

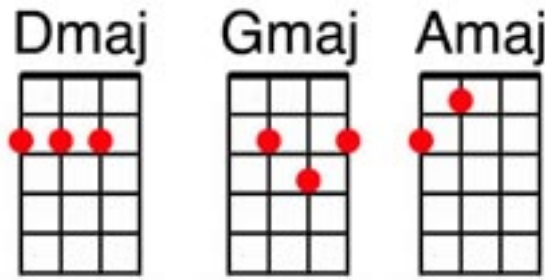
D  
Tu ake, karangatia

G  
Tu ake, manaakitia

D      A7      D  
Nga iwi    kia ora ra (repeat)

# YOU ARE MY SUNSHINE by J Davis and C Mitchell

Arr 4 UKE - Kevin Fogarty 2005



**D**

**CH** You are my sunshine

My only sunshine

**G**

You make me happy

**D**

When skies are grey

**G**

You'll never know dear

**D**

How much I love you

**A**

**D**

Please don't take my sunshine away

**D**

**V 1** The other night, dear

As I lay sleeping

**G**

**D**

I dreamed I held you in my arms

**G**

When I awoke, dear

**D**

I was mistaken

**A**

**D**

And I hung my head and cried

**D**

**V 2** I'll always love you

And make you happy

**G**

**D**

If you will only, say the same

**G**

But if you leave me

**D**

To love another

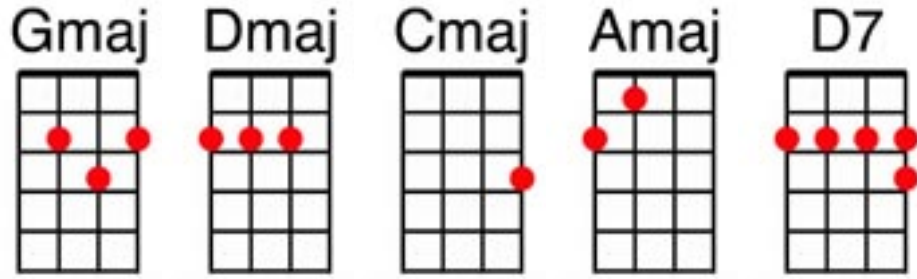
**A**

**D**

You'll regret it all some day

# Haere Mai

*Recorded in Into Music 3  
Arr for ukulele by M. Winder*



G

Haere Mai

Everything is ka pai.

D

You're here at last,

G

You're really here at last.

G

Haere mai,

Not a cloud in the sky.

D

To coin a phrase,

G

This is the day of days.

<sup>C</sup>  
You're welcome as the sunshine,

<sup>G</sup>  
You're welcome as a king.

<sup>D</sup>  
Pai kare, this is one time

<sup>A</sup> <sup>D</sup>  
We'll really have a fling.

<sup>G</sup>  
Haere mai,

Everything is ka pai.

<sup>D</sup>  
Throughout the land,

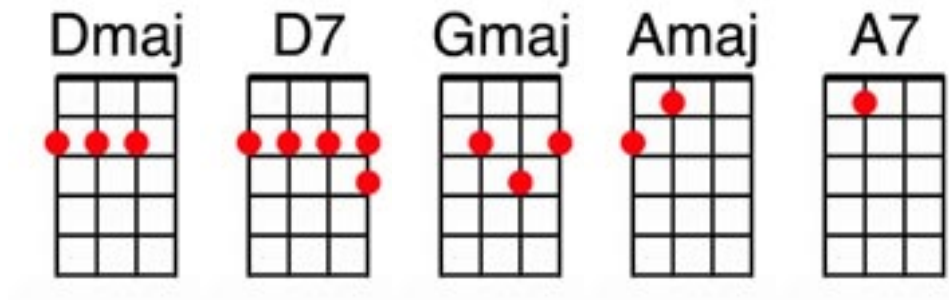
<sup>G</sup>  
We want to shake your hand.

<sup>D</sup> <sup>D7</sup>  
Haere mai,

<sup>G</sup>  
We're proud of you, that's why.

# Lelei, Lelei

*By Petero Makati (and others)*



D            D7

Lelei, lelei

G            D

Lelei, lelei

A

Lelei kotou

Lelei matou

A7           D

Lelei, lelei

*Recorded on "E Au 'Imene Kuki 'Airani no Tatou Aotearoa nei: Cook Island Songs"  
Learning Media 2002*



Chorus      If it weren't.....X 2

